

School's copy

MOVING ON TO SCHOOL



Hi

My name is : \_\_\_\_\_

I was born on : \_\_\_\_\_

I am \_\_\_ years old


I will be going to \_\_\_\_\_ School



Completed by : \_\_\_\_\_ Date : \_\_\_\_\_

Child's preschool : \_\_\_\_\_





### **Projects' goals :**

- Encouraging communication between early childhood organizations and the schools in the community.
- Assisting families in the transition between services offered at the daycare and at the school.
- Providing continuity in the services offered to the children and their families.

### **Goals for using the « Moving on to school » tool :**

- Provide a description and a global portrait of the child.
- Identify the strengths and the challenges with regards to the child's global development.
- Facilitate exchanges between parents and professionals involved with the child.
- Ensure continuity of services in responding to the families' needs .

### **Educational concerns :**

- «Moving on to school» must be understood and used as an observational tool for the child in his/her daycare.
- Give a descriptive and global portrait of the child that is easily readable, comprehensive, and as agreeable to complete as to consult.
- Parents are key partners in this process : they are the carrier of the information.
- Promote preventive actions thereby :
  - ◆ Identifying the child's needs
  - ◆ Utilizing the child's strengths in the intervention process
- This tool should be used as an instrument in a process that encourages collaboration between parents, early childhood organizations and schools.



# Instructions : How to use the tool

## For the preschool educator who completes the «Moving on to school» tool :

- ✦ Using the legend, indicate the appropriate symbol in each square (if necessary, you can add a comment next to the picture).
- ✦ We suggest that you use a pen with the same color ink (blue or black) throughout the whole document.
- ✦ We suggest this tool be completed during the months of April and May in order to have an accurate portrait of the child before he/she enters school. It can also be interesting to use this tool twice during the year with the parents in order for them to observe the evolution of their child.
- ✦ You are requested to complete two versions of this tool : «Moving on to school - Parent's copy» and «Moving on to school - School's copy»



## For the parent who receives the «Moving on to school» tool.

- ✦ You are the «carrier» of the information. This tool objective is to facilitate your child's transition from his/her daycare to his/her school. Please provide the «School's copy» to the kindergarten teacher when you arrive for your first school visit.



## For the teacher who receives the «Moving on to school» tool.

- ✦ We suggest that you remind parents to provide this «tool» during their first visit. In case the document has been lost, the daycare should be able to supply you with a copy. Please request a copy.



**Have a great start to the school year!**

### Legend



It is easy for me (you can use this sign twice to signify a major strength++)




Despite support, it is still a challenge for me



I can make progress with support



Not observed



# My socio-affective and moral portrait

It is easy for me

Despite support, it is still a challenge for me

I can make progress with support

Not observed

I make choices


I express my choices

I am accountable for my choices



I know how to relax

I am sensitive to other people's feelings




I express my feelings



I develop relationships with other children



I establish relationships with adults




I take part in group activities



I follow instructions



I try to find solutions when I have a problem



I affirm myself in a group



I try to find solutions for interpersonal conflicts


I adapt to transitions



I adapt to changes



I am able to meet my needs



# My motor skills portrait

- I button up and unbutton
- I zipper up and down
- I tie my shoes

It is easy for me

Despite support, it is still a challenge for me

I can make progress with support

Not observed



I thread small objects

I can hold my pencil



I control my movements when I am drawing



I cut out



I express my creativity through movement



I can keep my balance

I jump

I climb

I run




I am able to put in a sustained physical effort




I go up and down the stairs while alternating my feet

I construct towers with building blocks



# My creative portrait




I use my imagination and creativity at play



I role play



I show interest in artistic expression (ex.: music, arts)



# My cognitive portrait


## «logical-mathematical»

It is easy for me

Despite support, it is still a challenge for me

I can make progress with support

Not observed



I count objects

I recognize and describe similarities and differences between objects

I recognize and describe shapes



I find my way through places by following spatial directions

I put things in order and I make series

I put events in sequence




I draw characters

I consider spatial relationships in my drawings

I sort and match



I distinguish the difference in concepts of quantity (a little, a lot, too much, etc.)



# My cognitive portrait

## «self control and attention-concentration»

**+** It is easy for me

Despite support, it is still a challenge for me

**●** I can make progress with support

**N** Not observed



I am able to follow a routine



I can be attentive to a verbal instruction



I can persevere to complete a task or activity



I can stay calm during a conflict



I wait for my turn



I take care of others and take care of toys



I listen to a story with interest



I can control my movements and adjust my behaviour depending on the situation



I am patient during delays



I tolerate minor frustrations





# My communication skills portrait

It is easy for me

Despite support, it is still a challenge for me

I can make progress with support


Not observed

I understand notions of :

time

space

quantity



I am able to describe an event in logical sequence

I use clear language to ensure people understand me

I understand simple instructions for every day activities



I use words during activities and play

I sing songs

I understand verbal description about events or objects that are not present



I use words to interact with others

I tell a story based on a book

I am interested in books

I play with words and sounds (e.g. rhymes)



I understand complex verbal information related to my discoveries and experiences

I experiment with writing in different ways (tracing forms, inventing letters, etc.)

I recognize letters and words in a book, magazine, or picture...

### **Created and developed by :**

- **Busilacchi, Karine**, Orthopédagogue, CASIOPE
  - **Giuliani, Lorian**a, Psychoeducator, Director of CASIOPE
  - **Lanthier, Josée**, Director General, CPE Les Petits Lutins de Côte-St-Paul
  - **Marcille, Karina**, Educational Director, CPE Enfants Soleil
  - **Provencher, Johanne**, Psychoeducator, CSSS du Sud-ouest – Verdun
- Under the coordination of David Legris, Consultant for Ville-Émard / Côte-St-Paul

### **Professionals consulted :**

- **Iattoni, Béatrice**, Speech Therapist, CSSS du Sud-ouest – Verdun
- **Riou-Campbell, Marie-Hélène**, Speech Therapist, Centre d'Aide en Petite Enfance (CAPE), Fondation Lucie et André Chagnon
- **Rozzi, Katia**, for the conception of the logo «Moving on to school»

We would like to thank all of the community organizations, schools and daycares in the area of Ville-Émard/ Côte-St-Paul, for their precious collaboration in this work.

We would also like to thank all the people who collaborated in the development of this tool.

### **References :**

- Brigance, A., 1988. **Inventaire du développement du jeune enfant de 0 à 7 ans**. Centre franco-ontarien des ressources pédagogiques, Ottawa.
- Dumas, J.E., Lafrenière, P.J., Capuano, F. et During, P., 1997. **Profil Socio-Affectif (PSA)- normes québécoises**. Les Éditions du Centre de Psychologie Appliquée, Paris.
- Gascon-Girard, C. et Giuliani, L., 2002. **Brindami : programme de développement des habiletés sociales et des habiletés d'auto-contrôle chez les enfants de 2 à 4 ans**. Centre de Psycho-éducation du Québec, Montréal.
- Gronlund, G. & Engel. E., 2001. **Focussed Portfolios; a complete assessment for the young child**. Redleaf Press.
- Ministère de la Famille et de l'Enfance, Les publications du Québec, 2001. **Jouer c'est magique : programme favorisant le développement global des enfants**.
- Ministère de l'Éducation du Québec, 2001. **Compétences du préscolaire, critères d'évaluation, stratégies et connaissances essentielles**.

### **For more information, please contact :**

**Loriana Giuliani**, Director CASIOPE  
(514) 523-6628 \*810

# MOVING ON TO SCHOOL



Name of child : \_\_\_\_\_

Date of birth : \_\_\_\_\_

Preschool organization : \_\_\_\_\_

To the attention of the school : \_\_\_\_\_

We would like to inform you that the child mentioned above benefitted from a support plan

from \_\_\_\_\_ to \_\_\_\_\_ in the following areas :

- Social-affective development
- Motor development
- Cognitive development
- Language development
- Autonomy
- Other : \_\_\_\_\_

The support plan was put in place in collaboration with the parents and the following resources :

- CSSS : \_\_\_\_\_
- Community resources : \_\_\_\_\_
- Hospital : \_\_\_\_\_
- Other : \_\_\_\_\_

If you would like additional information about the support plan you can contact us at :

\_\_\_\_\_  
\_\_\_\_\_

## Parental Consent

I authorize the transmission of information between the preschool organization and the school identified above.

Name of parent : \_\_\_\_\_

Parent's signature : \_\_\_\_\_ Date : \_\_\_\_\_

